



# Singing & Signing Resource Pack

## Blow the Wind Southerly

[www.aamedia.org.uk](http://www.aamedia.org.uk)





www.aamedia.org.uk

# Blow the Wind Southerly - Learning Guide

**Range:** An Eleventh (11 notes - A to D)

**Parts:** 1

**You should always read the Singing and Signing Resources Guide in your downloaded resource pack before you start teaching this song to your group. It's important that as the leader you learn the signs first, especially if you're new to signing.**

## Context

Blow the Wind Southerly is a beautiful folk song from Northumberland about a woman waiting for her lover to return back from the sea. This is a great song for a change in tempo and gives a chance for your group to practice their quiet singing. The phrases are fairly long so a breathing warm-up might be helpful to calm and ready the voices before learning this song.

After we sing the verse there's an instrumental chorus where you can bring some sensory props into the song that remind you of the sea. Perhaps some fans, or some bubbles, or you could do some nice gentle 'wind' signs.

You can watch a full version of this song being performed by one of our leaders [here](#). We've also created [a teaching video of the full song](#) for you to use alongside this resource pack.

## Structure

1. There's an 8-bar introduction to this piece.
2. The structure is a chorus verse structure:
  - Chorus
  - Verse
  - Instrumental chorus
  - Verse
  - Chorus
3. There are no breaks between each time through.

## Blow the Wind Southerly - Sign Sheet - Chorus

**AIR**



Working open hand (palm back, pointing up) in front and to the side of face, bends at wrist to palm down, pointing back several times. *Use two hands for emphasis.*

Blow the wind

**DOWN**



Working index hand (palm back, pointing down) moves downwards.

southerly,

**DOWN**



Working index hand (palm back, pointing down) moves downwards.

southerly,

**DOWN**



Working index hand (palm back, pointing down) moves downwards.

southerly

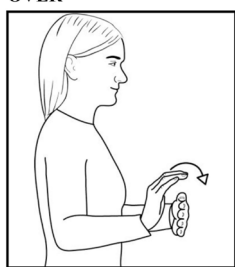
**AIR**



Working open hand (palm back, pointing up) in front and to the side of face, bends at wrist to palm down, pointing back several times. *Use two hands for emphasis.*

Blow bonnie breeze

**OVER**



Working cupped hand (palm forward/down, pointing forward/up) held behind supporting flat hand (palm back, pointing in) arcs forwards over supporting hand.

o'er

**BLUE**



Working index indicates vein on back of relaxed supporting hand.

the bonnie blue

**SEA**



Working open hand (palm down, pointing forward), arm moves out in smooth wavy movement.

sea

**AIR**



Working open hand (palm back, pointing up) in front and to the side of face, bends at wrist to palm down, pointing back several times. *Use two hands for emphasis.*

Blow the wind

**DOWN**



Working index hand (palm back, pointing down) moves downwards.

southerly,

**DOWN**



Working index hand (palm back, pointing down) moves downwards.




southerly,

**DOWN**



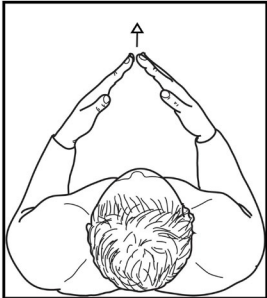
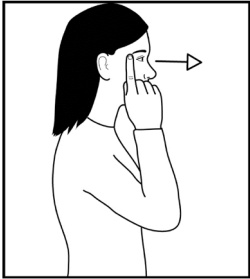





Working index hand (palm back, pointing down) moves downwards.

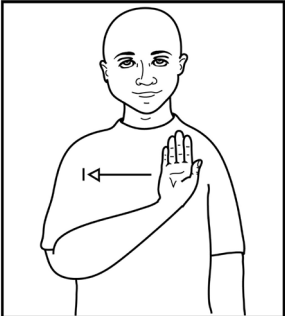


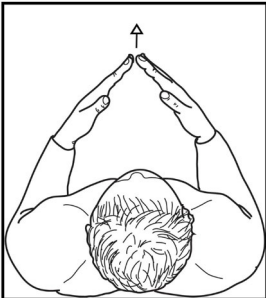



southerly

<p><b>AIR</b></p>  <p>Working open hand (palm back, pointing up) in front and to the side of face, bends at wrist to palm down, pointing back several times. <i>Use two hands for emphasis.</i></p>	<p><b>TO LOVE</b></p>  <p>Cross flat hands over chest, working hand in front.</p>	<p><b>I / ME</b></p>  <p>Working index hand points back to chest.</p>
<p>Blow bonny <u>breeze</u></p>	<p>my <u>love</u></p>	<p>to <u>me</u></p>

## Blow the Wind Southerly - Sign Sheet - Verse 1

<p><b>TO SAY / SPEAK</b></p>  <p>Working index hand (palm in, pointing up) moves forwards from lips.</p>	<p><b>NIGHT</b></p>  <p>Flat hands (palms back, pointing up) held in front and to each side of face, bend towards each other from wrists until hands touch with working hand in front.</p>	<p><b>BOAT</b></p>  <p>Flat hands (palms in/back, pointing forward/in) with fingertips touching move forwards.</p>	<p><b>TO LOOK</b></p>  <p>Working index (palm in, pointing up) moves from side of eye towards object. Directional sign.</p>
<p>They <u>told</u> me</p>	<p>last <u>night</u></p>	<p>there were <u>ships</u></p>	<p>in the <u>offing</u></p>

<p><b>QUICK</b></p>  <p>Working extended index (palm down, pointing forward/in) strikes supporting index (palm down, pointing forward/in) and moves up sharply.</p>	<p><b>DOWN</b></p>  <p>Working index hand (palm back, pointing down) moves downwards.</p>	<p><b>SEA</b></p>  <p>Working open hand (palm down, pointing forward), arm moves out in smooth wavy movement.</p>
<p>And I <u>hurried</u> down</p>	<p>to the <u>deep</u></p>	<p>rolling <u>sea</u></p>

<p>POINT TO THE EYE</p>	<p><b>NO</b></p>  <p>Working flat hand (palm forward, pointing up) moves sharply to working side.</p>	<p><b>WHERE</b></p>  <p>Flat hands (palms up, pointing forward) circle outwards. Shoulders shrug.</p>	<p><b>MAYBE</b></p>  <p>Working "Y" hand (palm in, pointing forward) waggles with twisting movement at wrist.</p>
<p>But my <u>eye</u></p>	<p><u>could not see it</u></p>	<p><u>wherever</u></p>	<p><u>might be it</u></p>
<p><b>BOAT</b></p>  <p>Flat hands (palms in/back, pointing forward/in) with fingertips touching move forwards.</p>	<p><b>BRING</b></p>  <p>Flat hands (palms up) pointing diagonally to the side and front of body, move diagonally back into body. <i>Directional sign.</i></p>	<p><b>TO LOVE</b></p>  <p>Cross flat hands over chest, working hand in front.</p>	<p><b>I / ME</b></p>  <p>Working index hand points back to chest.</p>
<p>The <u>boat</u></p>	<p>that is <u>bringing</u></p>	<p>my <u>love</u></p>	<p>to <u>me</u></p>